

Data sheet

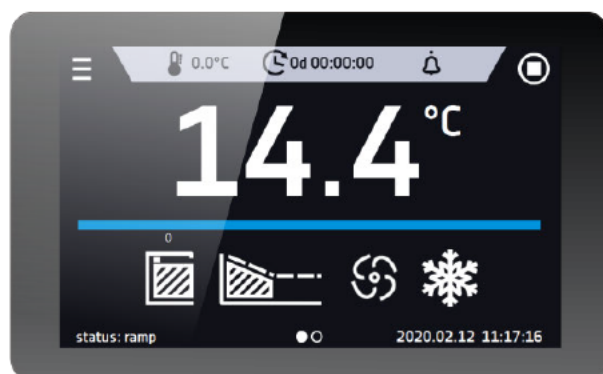
Laboratory Incubator CLW 15 Smart



The photo above is for reference only, may show additional options not included in standard equipment. The real appearance, particularly color and structure of the material may differ from the ones presented in the photo.

Advantages of the SMART controller:

- 4,3", clear, full colour touch screen
- LAN, USB ports for data transfer
- multi-segment time and temperature programs
- visual and sound alarm
- internal memory for programs and data storage
- event registry
- user manual for direct download
- Quick change of program parameters
- Alarm Bar
- operating with gloves on



Smart - preview screen

TECHNICAL DATA

air convection	forced
chamber capacity [l]	15
working capacity [l]	15
controller	microprocessor PID
display	4,3 full colour touch screen

TEMPERATURE

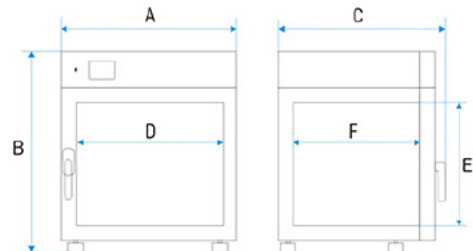
temperature range [°C]	5°C above ambient temperature ... +100°C
temperature resolution every ... [°C]	0,1
temperature fluctuation at 37°C [±/°C]*	0,2
temperature variation at 37°C [±/°C]*	0,4
over temperature protection	class 2.0 to DIN 12880 / class 3.1 (option)

CHAMBER

door type	double(5)
interior	
Smart	DIN 1.4301
IG Smart	DIN 1.4301
housing	
Smart	powder coated sheet
IG Smart	stainless steel linen finish

overall dims [mm] /1/

width A	510
height B	550
depth C	470
internal dims [mm]	
width D	320
height E	230
depth F	200



shelves (standard max)	1 2
max shelf workload [kg] /2/	10
max unit workload [kg]	20
weight [kg]	32

ELECTRICAL PARAMETERS

voltage**	230V 50-60Hz
nominal power [W]	350
warranty	24 months
manufacturer	POL-EKO-APARATURA
txt_opis pod tabelą	<p>all the above technical data refer to standard units (without optional accessories)</p> <p>* - fluctuation measured in centre of the chamber; in space, variation (K) calculated for chamber as: $K = \pm (T \text{ average max.} - T \text{ average min.}) / 2$</p> <p>** - other power supplies on request</p> <p>1 - depth doesn't include 50 mm of power cable 2 - on uniformly loaded surface 3 - reinforced shelf 4 - reinforced version 5 - additional internal glass door</p>

all the above technical data refer to standard units (without optional accessories)

* - fluctuation measured in centre of the chamber; in space, variation (K) calculated for chamber as:
 $K = \pm (T \text{ average max.} - T \text{ average min.}) / 2$

** - other power supplies on request


1 - depth doesn't include 50 mm of power cable
 2 - on uniformly loaded surface
 3 - reinforced shelf
 4 - reinforced version
 5 - additional internal glass door

OPTIONS AND ACCESSORIES



Order number: */P INOX

Stainless steel wire shelf INOX



Order number: */PP

Perforated shelf



Order number: KUW GN**

Stainless steel cuvettes



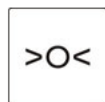
Order number: GNZ

Internal socket



Order number: LabDesk

LabDesk software




Order number: BRT*/L or IQ/OQ/PQ

Calibration and IQ, OQ, PQ qualification



Order number: */3.1

Over temperature protection 3.1 class according to DIN 12880



Order number: BPP 12

Battery backup for display




Order number: PORT ALARM

Dry alarm contact



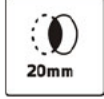
Order number: USBK

USB cable



Order number: LANK

LAN cable



Order number: OCZ/20

Non-standard access port 20 mm



Order number: OCZ/30

Additional access port 30 mm



Order number: KD

Access control